

Allegra Bus



TIFFIN MOTORHOMES

ALLEGRO BUS® 2010

2010



TIFFIN MOTORHOMES
WHEREVER YOU GO, WE GO.



ROCKY MOUNTAIN BROWN EXTERIOR



IT'S TIME TO THINK BIGGER.

Our luxurious Allegro Bus lets you take everything, everywhere, and leave nothing behind but compromise. From front to back, it combines incredible spaciousness with premium finishes and features to make every mile a joy. An optional 32" LCD TV built into the galley slide exterior, combined with the surround sound home theater with DVD player, offers a setup that will have you in demand come tailgating season. And once your guests arrive, four slides mean they'll have plenty of room to stretch out. The intelligent energy management system prevents circuit breakers from tripping, saving you all kinds of hassles. Outside, you can choose from six exterior colors, each of which comes standard with a front cap protective film layer to preserve the finish.

Allegro Bus ²⁰₁₀



COCKPIT WITH NAVIGATION SYSTEM



ABSOLUTE POWER DELIGHTS, ABSOLUTELY.

COCKPIT

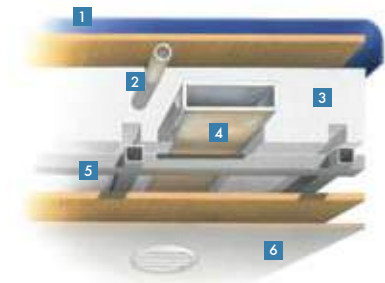
To be sure, with a 425 horsepower Cummins engine you're packing more power than most on the highway. But thanks to the choice of a dependable Powerglide or Spartan chassis, you'll enjoy a ride that's smooth and manageable. FlexSteel® Ultra Leather power seats assure a comfortable driving position, while the reverse-activated camera and side-view cameras help ensure safety. Round it out with the optional GPS and satellite radio, and you have one of Tiffin's most luxurious cockpits. Ample seven-foot ceilings enhance all five floor plans ranging from 36 to 43 feet. The full pass-thru basement offers plenty of storage space for luggage, toys and tailgating gear.



ACTUALLY, YOU CAN ENGINEER HAPPINESS.

At Tiffin, our engineers employ innovative construction techniques, like the unique drainage system in the roof to channel A/C condensation. And we use high-quality components, such as laminated sidewalls and floors to provide ultimate durability and sturdiness on the road. These safety steps ensure that our owners enjoy lasting value, year after year. For a complete list of specifications and options, please visit tiffinmotorhomes.com

CONSTRUCTION SPECIFICATIONS



ROOF

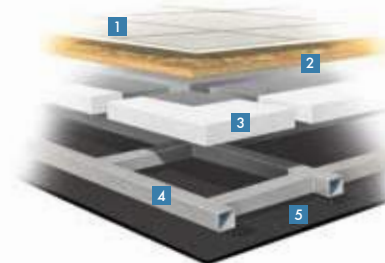
1. One-piece, moisture resistant molded fiberglass roof cap provides insulation and strength and prevents water intrusion
2. A/C Condensation Drainage System that runs internally through the roof insulation and down the sidewalls, redirecting water underneath the motor home
3. 5 1/2" formed insulation
4. Quiet Air Cooling System with return air and foil-wrapped cooling exhaust ducts
5. Durable, tubular aluminum roof skeleton
6. Easy-to-clean soft touch vinyl ceiling panel



SIDEWALL

1. Gel-coat fiberglass outside wall panel
2. High-performance thermal insulation
3. Durable, yet lightweight, tubular aluminum wall skeleton
4. Decorative inside wall panel

All sidewalls are approximately 2" thick.



FLOOR

1. Ceramic tile floor bonded to high-impact oriented strand board
2. High-level engineered oriented strand board
3. High-performance thermal insulation
4. Durable, tubular steel floor skeleton
5. Woven moisture barrier material

STRUCTURAL

STANDARD EQUIPMENT ON ALL MODELS:

- One-piece Molded Fiberglass Roof Cap
- Laminated Floor, Sidewall & Roof
- Steel / Aluminum Reinforced Structure

EXTERIOR

STANDARD EQUIPMENT ON ALL MODELS:

- Fiberglass Front & Rear Caps
- Dual Fuel Fills
- BASF Full Body Paint with Front Cap Protective Film
- Large Tinted One-piece Windshield
- 17.5" Heated Chrome Power Mirrors with Remote Adjustment
- Single Motor Intermittent Wiper
- Undercoating
- 30" Wide Entry Door with Deadbolt
- Keyless Entry Door System
- Double Electric Step
- Auto Generator Start
- Hydraulic Automatic Leveling Jacks
- Dual Pane Tinted Windows
- Exterior Patio Light
- Automatic Door Awning
- Automatic Patio Awning
- Window Awning Package
- Slide-out Awnings with Metal-wrapped Covers
- Pass-thru Basement Storage
- Lockable Swing-out Storage Doors with Gas Shocks
- Heated Water & Holding Tank Compartments
- Docking Lights
- Four House Batteries
- Custom Mud Flap
- 50 Amp Service
- Power Cord Reel - 50 Amp
- Park Telephone Ready
- Cable Ready TV
- Black Holding Tank Flush System
- 110 V Exterior Receptacle
- Water Filter
- SeeLevel Tank Monitor
- Tank Monitor Pad Located at Dump Station
- Exterior Rinse Hose with Soap Dispenser & Paper Towel Holder
- Spotlight with Remote
- Concealed Air Horn
- Automatic Satellite Dish
- Digital TV Antenna
- CB Radio Antenna
- Power Fantastic® Roof Vent with 3-speed Fan
- Roof Ladder
- Quiet A/C Roof-ducted System
- Luggage Compartment Lights
- Magnum Sine Wave Inverter

AVAILABLE OPTIONS:

	36 QSP	40 QXP	43 QBP	43 QGP	43 QRP
One Storage Compartment Slide-out Tray	O	O	O	O	O
Two Storage Compartment Slide-out Trays	NA	O	O	O	O
In-motion Low Profile Satellite Dish	O	O	O	O	O
Exterior 32" LCD TV	O	O	O	O	O
Onan® 8,000 kw Generator	S	S	NA	NA	NA
Onan® 10,000 kw Generator with Three Low Profile Roof Air Conditioners with Heat Pump	NA	O	S	S	S
Two Low Profile Roof Air Conditioners with Heat Pump	S	S	NA	NA	NA
Power Solar Shade Integrated in Awning	O	O	O	O	O
125 Watt Solar Panel	O	O	O	O	O

TECHNICAL SPECIFICATIONS

AUTOMOTIVE

STANDARD EQUIPMENT ON ALL MODELS:

- Allison 3000 MH 6-speed Automatic Transmission with Lock-up (Torque Converter)
- Cummins ISL Engine
- Side Mounted Radiator
- Two-stage Compression Engine Brake
- Aluminum Wheels
- Four Air Bags on 36' & 40'
- Six Air Bags on 43'
- ABS Brakes
- Cruise Control
- VIP Smart Wheel
- Emergency Start Switch
- Adjustable Gas & Brake Pedals
- Independent Front Suspension
- Fog Lights

SPARTAN / FREIGHTLINER CHASSIS	36 QSP	40 QXP	43 QBP	43 QGP	43 QRP
GVWR (Spartan Chassis)	NA	34,600 Lb.	44,600 Lb.	44,600 Lb.	44,600 Lb.
GVWR (Freightliner Chassis)	NA	34,600 Lb.	44,600 Lb.	44,600 Lb.	44,600 Lb.
GAWR - Front (Freightliner Chassis)	NA	14,500 Lb.	14,500 Lb.	14,500 Lb.	14,500 Lb.
GAWR - Front (Spartan Chassis)	NA	14,600 Lb.	14,600 Lb.	14,600 Lb.	14,600 Lb.
GAWR - Rear	NA	20,000 Lb.	20,000 Lb.	20,000 Lb.	20,000 Lb.
GAWR - Tag Axle	NA	NA	10,000 Lb.	10,000 Lb.	10,000 Lb.
GCWR (Freightliner Chassis)	NA	44,500 Lb.	54,500 Lb.	54,500 Lb.	54,500 Lb.
GCWR (Spartan Chassis)	NA	44,600 Lb.	54,600 Lb.	54,600 Lb.	54,600 Lb.
Alternator Amps	NA	160	160	160	160
Trailer Hitch Capacity	NA	10,000 Lb.	10,000 Lb.	10,000 Lb.	10,000 Lb.
Fuel Tank (Gallons) - Dual Fuel Fill	NA	150	150	150	150

POWERGLIDE CHASSIS	36 QSP	40 QXP	43 QBP	43 QGP	43 QRP
GVWR	36,600 Lb.	36,600 Lb.	49,900 Lb.	49,900 Lb.	49,900 Lb.
GAWR - Front	14,600 Lb.	14,600 Lb.	14,600 Lb.	14,600 Lb.	14,600 Lb.
GAWR - Rear	22,000 Lb.	22,000 Lb.	22,000 Lb.	22,000 Lb.	22,000 Lb.
GAWR - Tag Axle	NA	NA	13,300 Lb.	13,300 Lb.	13,300 Lb.
GCWR	46,600 Lb.	46,600 Lb.	59,900 Lb.	59,900 Lb.	59,900 Lb.
Alternator Amps	170	170	170	170	170
Trailer Hitch Capacity	10,000 Lb.	10,000 Lb.	10,000 Lb.	10,000 Lb.	10,000 Lb.
Fuel Tank (Gallons) - Dual Fuel Fill	150	150	150	150	150

OVERALL	36 QSP	40 QXP	43 QBP	43 QGP	43 QRP
Overall Length - Approximately	36' 11"	40' 4"	43' 6"	43' 6"	43' 6"
Overall Height with Roof Air (Maximum)	12' 7"	12' 7"	12' 7"	12' 7"	12' 7"
Interior Height	84"	84"	84"	84"	84"
Overall Width	101"	101"	101"	101"	101"
Interior Width	96"	96"	96"	96"	96"
Fresh Water (Gallons)	90	90	90	90	90
Black Water (Gallons)	50	50	50	50	50
Grey Water (Gallons)	70	70	70	70	70
LPG Tank (Gallons; 80% capacity limit)	35	35	24	24	24
Minimum Garage Height	13'	13'	13'	13'	13'
Basement Storage (Cubic Feet - Approximate)	105	145	125	125	125
Wheel Base	238"	276"	294"	294"	294"
Tire Size	295/80R	295/80R	295/80R	295/80R	295/80R

DRIVER'S COMPARTMENT

STANDARD EQUIPMENT ON ALL MODELS:

- Entry Floor Light
- 12 V Disconnect Switch
- Padded Dash
- Adjustable Gas & Brake Pedals
- Power Ultra Leather Driver & Passenger Seats Including Passenger Power Footrest
- Passenger Seat Console Box with Built-in Magazine Rack
- Color Rear Vision Monitor System with Side-view Cameras
- Side-view Cameras Activated by Turn Signals
- 12 V / 110 V Phone Jack Receptacle
- Power Solar / Privacy Windshield Shade
- Driver's Side Power Window
- Single CD Player & AM / FM Stereo
- 18" VIP Smart Steering Wheel
- Computer Slide-out Tray in Dash with Lock-out Rails
- Fire Extinguisher
- Dual Dash Fans
- Beverage Tray
- Lighted Switches

AVAILABLE OPTIONS:	36 QSP	40 QXP	43 QBP	43 QGP	43 QRP
Handheld CB Radio	<input type="checkbox"/>	<input type="checkbox"/>	<input type="checkbox"/>	<input type="checkbox"/>	<input type="checkbox"/>
Satellite Radio (Requires Subscription)	<input type="checkbox"/>	<input type="checkbox"/>	<input type="checkbox"/>	<input type="checkbox"/>	<input type="checkbox"/>
Rearview Mirror with Compass & Outside Temperature	<input type="checkbox"/>	<input type="checkbox"/>	<input type="checkbox"/>	<input type="checkbox"/>	<input type="checkbox"/>
32" LCD Front Overhead TV	<input type="checkbox"/>	<input type="checkbox"/>	<input type="checkbox"/>	<input type="checkbox"/>	<input type="checkbox"/>
In-dash Stereo / GPS	<input type="checkbox"/>	<input type="checkbox"/>	<input type="checkbox"/>	<input type="checkbox"/>	<input type="checkbox"/>
Power Solar / Privacy Shades in Driver's Compartment & Living Area	<input type="checkbox"/>	<input type="checkbox"/>	<input type="checkbox"/>	<input type="checkbox"/>	<input type="checkbox"/>

For more specifics on what makes a Tiffin Motorhome, go to tiffinmotorhomes.com



FRENCH VANILLA INTERIOR
GLAZED HONEY CABINETS
Interior Decor Not Included



LIVE WELL. ANYWHERE.

LIVING AREAS

Our Allegro Bus is rolling proof that you can never have too much space or comfort. It comes standard with two sleeper sofas in the living area, a Cloth DE Sofa Bed on the driver's side and an Ultra Leather DE Sofa Bed on the passenger's side. Most models offer an optional king-sized bed. The spaciousness continues in the galley, where the Expand-an-island and stovetop covers provide you with extra countertop space. There's vast overhead cabinet storage and a large open compartment beneath the coach to complement the spacious closet. We've also added three beautiful new color schemes, Kona, Bellagio, and fabrics by Ralph Lauren to accompany our popular French Vanilla.



CHOOSE YOUR BEAUTIFUL.

INTERIOR OPTIONS



Natural Cherry



Cherry Wood



Cherry Bark



Glazed Honey



Glazed Cherry



White Chocolate in Bath
Available Only in Combination with
Glazed Cherry or Glazed Honey


BELLAGIO



Bedroom/
Bedroom Accent



Sofa



Living Area Accent



Dinette



Carpet

KONA



Bedroom/
Bedroom Accent



Sofa



Living Area Accent




Dinette



Carpet

FRENCH
VANILLA




Bedroom/
Bedroom Accent




Sofa



Living Area Accent



Dinette



Carpet

FABRICS BY
RALPH LAUREN



Bedroom/
Bedroom Accent



Sofa



Living Area Accent



Dinette



Carpet

Cabinet doors are made of solid wood, and all cabinet finishes are available in combination with any fabric scheme.

All options may not be available in every model. Specifications and standard or optional equipment are subject to change without notice or obligation. For a complete list of options and specifications please visit tiffinmotorhomes.com

INTERIOR SPECIFICATIONS STANDARD EQUIPMENT ON ALL MODELS:

LIVING AREA / DINETTE

- Ultra Leather DE Sofa Bed on Passenger's Side
- Cloth DE Sofa Bed on Driver's Side
- 12 V Receptacle & Phone Jack at Dinette
- Full Ceramic Tile Floor
- Booth Dinette with Laminate Tabletop & Solid Surface Edging

AVAILABLE OPTIONS:	36 QSP	40 QXP	43 QBP	43 QGP	43 QRP
37" LCD TV / Entertainment Center	NA	NA	S	S	NA
32" LCD TV / Entertainment Center	S	S	NA	NA	S
Cloth DE Sofa Bed on Passenger's Side	O	O	NA	O	O
Ultra Leather Air Coil® Hide-a-bed on Passenger's Side	NA	O	O	O	O
Cloth Air Coil® Hide-a-bed on Passenger's Side	NA	O	O	O	O
Ultra Leather Flexsteel® DE Sofa Bed on Driver's Side	O	O	O	O	O
Ultra Leather Air Coil® Hide-a-bed on Driver's Side	O	NA	NA	NA	NA
Cloth Air Coil® Hide-a-bed on Driver's Side	O	NA	NA	NA	NA
Cloth Magic Bed on Driver's Side	O	O	O	O	O
Ultra Leather Magic Bed on Driver's Side	O	O	O	O	O

KITCHEN

- Polished Solid Surface Countertops
- Solid Surface Sink & Stove Covers
- Expand-a-island
- 2 1/2" Deep Lighted Toe Kick
- 4-door Raised Panel Refrigerator with Icemaker
- Single Lever Sink Faucet with Built-in Sprayer
- Residential Double Bowl Stainless Steel Sink
- 12 V Fluorescent Light
- Stainless Steel Convection Microwave with Exterior Venting
- 2-burner Glass Cooktop
- Galley Soap Dispenser
- Sink & Stove Cover Racks (Underneath the Sink)

AVAILABLE OPTIONS:	36 QSP	40 QXP	43 QBP	43 QGP	43 QRP
3-burner Cooktop with Gas Oven (NA with Dishwasher)	O	O	NA	O	O
Residential Stainless Steel Refrigerator	O	O	O	O	O
Dishwasher (Drawer Type)	O	O	O	O	O

BATH

- Medicine Cabinet with Vanity Lights
- Electric Flush Toilet
- Solid Surface Vanity Top & Bowl
- Moen® Faucets
- Skylight in Shower with Sliding Solar Cover
- Fantastic® 3-speed Fan (Water Closet Only)

BEDROOM

- Innerspring Queen Mattress (60" X 80")
- Solid Surface Nightstand Tops
- Bed Comforter with Throw Pillows
- Wood Headboard
- Wardrobe with Automatic Light
- Solar / Privacy Shades
- Pre-wired for DVD & Satellite Receiver
- Ceiling Fan
- Laundry Hamper
- 26" LCD TV

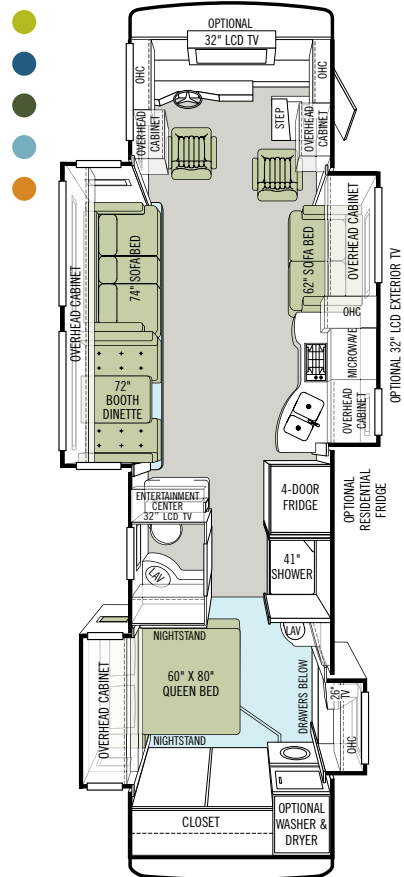
AVAILABLE OPTIONS:	36 QSP	40 QXP	43 QBP	43 QGP	43 QRP
Select Comfort™ Queen Mattress (60" X 80")	O	O	O	O	O
Select Comfort™ King Mattress (72" X 80")	NA	O	O	O	O
Memory Foam Queen Mattress (60" X 80")	O	O	O	O	O
Memory Foam King Mattress (72" X 80")	NA	O	O	O	O
Tile Flooring in Bedroom	NA	NA	O	O	NA

GENERAL INTERIOR

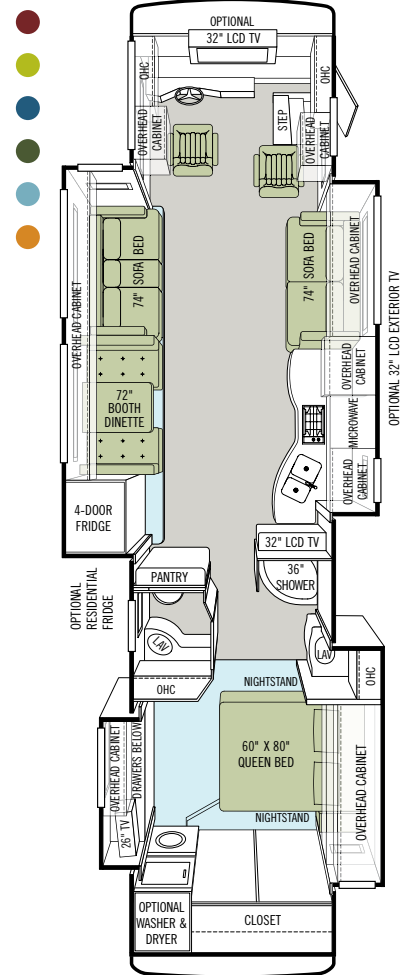
- 7' Ceilings
- Soft Touch Vinyl Ceilings
- Raised Panel Cabinet Doors
- Recessed Ceiling Lighting
- Adjustable Shelving in Some Cabinets
- Washer / Dryer Ready
- SeeLevel Tank Monitor
- Smoke Detector
- Central Vacuum Cleaner
- Air Driven Step Well Cover
- Ceramic Tile Flooring in Kitchen, Bath, Entrance Landing & Living Room
- Complete Cable Wiring Interfacing with Surround Sound & Satellite Receiver
- Enclosed Surround Sound Speakers
- Energy Management System
- Carbon Monoxide Detector
- LPG Leak Detector

AVAILABLE OPTIONS:	36 QSP	40 QXP	43 QBP	43 QGP	43 QRP
Combo Washer / Dryer	O	O	O	O	O
Stacked Washer / Dryer	O	O	O	O	O
10-gallon DSI Gas / Electric Water Heater	S	S	NA	NA	NA
Two 30,000 BTU Ducted Furnaces	S	S	NA	NA	NA
All Electric Coach	O	O	O	O	O
Hydronic Heating System	O	O	S	S	S

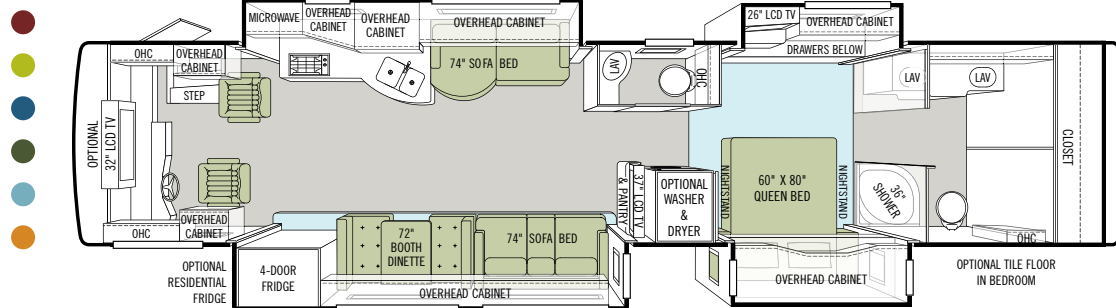
36 QSP



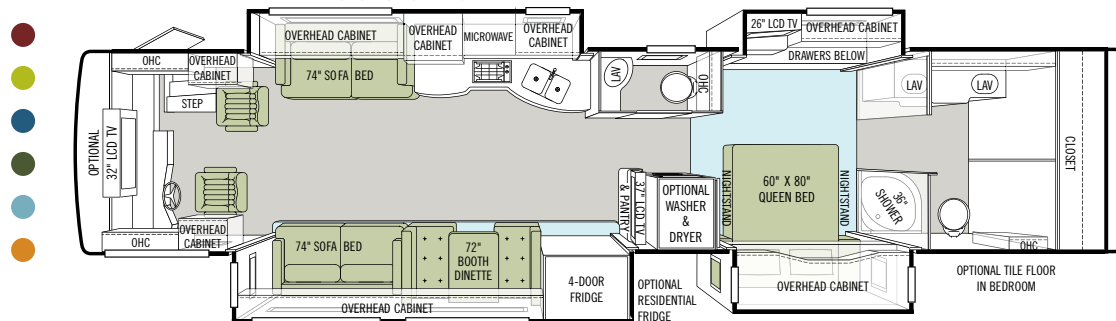
40 QXP



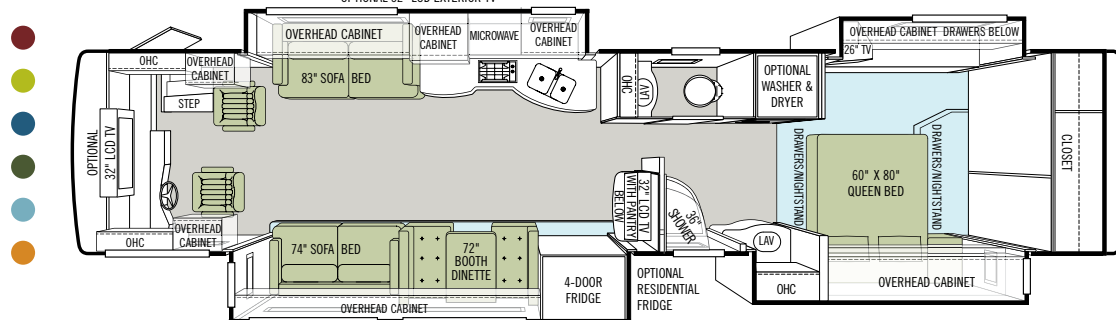
43 QBP



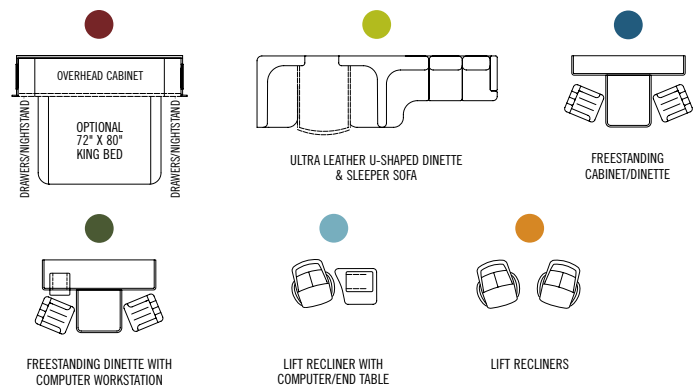
43 QGP



43 QRP



OPTION KEY



WHEREVER YOU GO, WE GO.

These days, that simple promise carries more weight than ever. In a time when some companies have struggled, a manufacturer who stands behind the product they build has never been more important. We've never been prouder of the strength of our company, our warranty and service plan (still the best in the motor home industry), and most importantly, the trust we've built with a very special group of motor home owners. We understand the richness that travel brings to your life, and our family is so proud of the relationship we have with yours. You are the reason we do what we do and why we never stop working to build a better Tiffin experience for you.

WARRANTIES THAT GO WHEREVER YOU GO.

10-YEAR LIMITED UNITIZED CONSTRUCTION WARRANTY - The structural integrity of the entire coach is guaranteed for the next 10 years. Warranty includes wall separation and inner frame weakness.

5-YEAR LIMITED LAMINATION WARRANTY - We guarantee against all exterior fiberglass delamination or wall separation.



Start your journey by visiting our website. We'd love to hear from you, so give us a call, send us a postcard or stop by our office the next time you pass by Red Bay. Because remember, wherever you go, we go.

Sincerely, 



TIFFIN MOTORHOMES

WHEREVER YOU GO, WE GO.

105 2nd Street NW, Red Bay, AL 35582

call 256.356.8661 fax 256.356.8219 or visit tiffinmotorhomes.com

FOR PARTS AND SERVICE CALL 256.356.0261

The following names are registered trademarks of Tiffin Motorhomes: Open Road®, Phaeton®, Allegro®, Allegro RED®,

Allegro Bay®, Allegro Bus®, Zephyr®, Roughing It Smoothly®, and Pusher®.

DEALER