

CHOOSE YOUR BEAUTIFUL.

Engineering makes a Tiffin reliable, but design is what makes it unique. From cabinets crafted in our own cabinet shop to the designer-chosen finishes, here's everything you need to make your Phaeton your own. For a complete list of options and specifications, please visit tiffinmotorhomes.com

INTERIOR OPTIONS



Cherry Bark



Medium Alderwood




Carpet


JASMINE




Bedroom



Bedroom Accent



Sofa/Chair




Living Area Accent




Dinette


PHANTOM




Bedroom



Bedroom Accent



Sofa/Chair



Living Area Accent




Dinette


MONTECITO




Bedroom



Bedroom Accent



Sofa/Chair



Living Area Accent



Dinette

Cabinet doors are made of solid wood, and all cabinet finishes are available in combination with any fabric scheme.

All options may not be available in every model. Specifications and standard or optional equipment are subject to change without notice or obligation.

FULL BODY PAINT COLORS



GOLD CORAL



MAROON CORAL



NASA



ROCKY MOUNTAIN BROWN



SILVER SAND



SUNLIT SAND

TECHNICAL SPECIFICATIONS

AUTOMOTIVE

STANDARD EQUIPMENT ON ALL MODELS:

- Raised Rail Chassis Frame
- Air Ride (4 Air Bags)
- Aluminum Wheels
- Exhaust Brake
- Adjustable Accelerator & Brake Pedals
- Allison 3000 MH 6-speed Automatic Transmission
- Air Brakes with Automatic Slack Adjusters & ABS
- 55" Wheel Cut
- Fog Lights
- Daytime Running Lights
- VIP 18" Steering Wheel
- Cruise Control
- Emergency Start Switch

CHASSIS	36 QSH	40 QTH	42 QBH	42 QRH
Freightliner Cummins ISC 360 HP/1050 lb. Torque	S	S	O	O
Spartan Cummins ISC 8.3-liter Engine 360 HP/1050 lb. Torque	NA	NA	O	O
GVWR	32,000 Lb.	32,000 Lb.	42,600 Lb.	42,600 Lb.
GAWR - Front	12,400 Lb.	12,400 Lb.	12,600 Lb.	12,600 Lb.
GAWR - Rear	20,000 Lb.	20,000 Lb.	20,000 Lb.	20,000 Lb.
GAWR - Tag Axle	NA	NA	10,000 Lb.	10,000 Lb.
GCWR	42,000 Lb.	42,000 Lb.	52,600 Lb.	52,600 Lb.
Alternator Amps	170	170	160	160
Wheel Base	228"	266"	296"	296"
Tire Size	275/80R22.5	275/80R22.5	275/80R22.5	275/80R22.5
Trailer Hitch Capacity	10,000 Lb.	10,000 Lb.	10,000 Lb.	10,000 Lb.
Fuel Tank (Gallons) - Dual Fuel Fill	100	100	100	100

OVERALL

	36 QSH	40 QTH	42 QBH	42 QRH
Overall Length - Approximately	36' 9"	40' 5"	42' 6"	42' 5"
Overall Height with Roof Air (Maximum)	12' 7"	12' 7"	12' 7"	12' 7"
Interior Height	84"	84"	84"	84"
Overall Width	101"	101"	101"	101"
Interior Width	96"	96"	96"	96"
Fresh Water (Gallons)	90	90	90	90
Black Water (Gallons)	50	50	50	50
Grey Water (Gallons)	70	70	70	70
LPG Tank (Gallons; can only be filled to 80% capacity)	35.7	35.7	35.7	35.7
Minimum Garage Height	13'	13'	13'	13'

STRUCTURAL

STANDARD EQUIPMENT ON ALL MODELS:

- Laminated Floor, Sidewall & Roof
- Steel / Aluminum Reinforced Structure
- One-piece Molded Fiberglass Roof Cap

EXTERIOR

STANDARD EQUIPMENT ON ALL MODELS:

- Hydraulic Automatic Leveling Jacks
- Large Tinted One-piece Windshield
- Chrome Heated Power Mirrors with Remote Adjustment
- Single Motor Intermittent Wiper
- Lockable Swing-out Storage Doors with Gas Shocks
- Window Awning Package (2 Windows)
- BASF Full Body Paint with Protective Film
- Remote Locking System for Entry Door
- Fiberglass Front & Rear Caps
- Deadbolt Front Entrance Door
- Double Electric Step
- Dual Pane Windows
- Exterior Patio Light
- Automatic Door Awning
- Automatic Patio Awning
- Slide-out Covers
- Lighted Exterior Storage
- Roof Ladder
- Docking Lights
- Heated Water & Holding Tank Compartments
- Four 6 V Auxiliary Batteries
- Park Telephone Ready
- Black Tank Flush System
- Water Filter
- Custom Mud Flap
- Undercoating
- Dual Fuel Fills
- 110 V Exterior Receptacle
- Digital TV Antenna
- Power Fantastic® Roof Vent with 3-speed Fan
- Back-up Camera
- Side-view Cameras Activated by Turn Signals
- Cable Ready TV
- 2000 Watt Inverter with 100-amp Converter & Transfer Switching

EXTERIOR CONTINUED

AVAILABLE OPTIONS:	36 QSH	40 QTH	42 QBH	42 QRH
Spotlight	O	O	O	O
One Storage Compartment Slide-out Tray	O	O	O	O
Two Storage Compartment Slide-out Trays	NA	O	O	O
Hadley Air Horn	O	O	O	O
In-motion Satellite Dish	O	O	O	O
Automatic Satellite Dish	O	O	O	O
Exterior 32" LCD TV	O	O	O	O
8.0 kw Onan® Manual Slide-out Generator	S	S	NA	NA
Two 15,000 BTU Low Profile Roof Air Conditioners with Heat Pump	S	S	NA	NA
Three Low Profile Roof Air Conditioners with Heat Pump & 10.0 kw Onan® Generator	NA	O	S	S

DRIVER'S COMPARTMENT

STANDARD EQUIPMENT ON ALL MODELS:

- Flexsteel® Ultra Leather Power Driver & Passenger Seats with Passenger Footrest
- Padded Dash
- Custom Infrared Repeater System on all TVs
- Dual Dash Fans
- Snack / Beverage Tray with Drawers
- Dual 12 V Dash Receptacle
- Single CD Player & AM / FM Stereo
- Fire Extinguisher
- Computer Slide-out Tray in Dash with Lock-out Rails
- Power Windshield Solar / Privacy Shade
- Driver / Passenger Side Window Solar / Privacy Shades
- Color Rear Vision Monitor System with Side-view Cameras Activated by Turn Signals

AVAILABLE OPTIONS:	36 QSH	40 QTH	42 QBH	42 QRH
Satellite Radio (Requires Subscription)	O	O	O	O
32" LCD Front Overhead TV	O	O	O	O
In-dash Stereo / GPS	O	O	O	O

LIVING AREA / DINETTE

STANDARD EQUIPMENT ON ALL MODELS:

- Booth Dinette with Laminate Tabletop & Solid Surface Edging
- 32" LCD TV in Entertainment Center
- Ultra Leather DE Sofa Bed on Passenger's Side
- Cloth DE Sofa Bed on Driver's Side

AVAILABLE OPTIONS:	36 QSH	40 QTH	42 QBH	42 QRH
Freestanding Dinette with Built-in Cabinets	O	O	O	O
Freestanding Dinette with Computer Workstation	O	O	O	O
U-shaped Booth Dinette	O	O	O	O

PASSENGER'S SIDE

AVAILABLE OPTIONS:	36 QSH	40 QTH	42 QBH	42 QRH
Cloth DE Sofa Bed	O	O	O	O
Leather Air Coil® Hide-a-bed	NA	O	O	O

DRIVER'S SIDE

AVAILABLE OPTIONS:	36 QSH	40 QTH	42 QBH	42 QRH
Cloth Air Coil® Hide-a-bed	O	NA	NA	NA
Ultra Leather Air Coil® Hide-a-bed	O	NA	NA	NA
Ultra Leather DE Sofa Bed	O	O	O	O
Ultra Leather Magic Bed	O	O	O	O
Cloth Magic Bed	O	O	O	O
Two Leather Euro Recliners	NA	O	O	O

KITCHEN

STANDARD EQUIPMENT ON ALL MODELS:

- Solid Surface Countertop with Stainless Steel Sink
- Solid Surface Sink & Stove Covers
- Expand-an-island
- Sink & Stove Cover Racks (Underneath Sink)
- Single Lever Sink Faucet with Sprayer
- Convection Microwave with Exterior Venting
- 4-door Refrigerator with Icemaker
- 3-burner Cooktop
- Built-in Soap Dispenser
- Built-in Waste Can

AVAILABLE OPTIONS:	36 QSH	40 QTH	42 QBH	42 QRH
Residential Stainless Steel Refrigerator with 3000 Watt Inverter Plus Two Additional House Batteries	○	○	○	○
Gas Oven	○	○	○	○

BATH

STANDARD EQUIPMENT ON ALL MODELS:

- Medicine Cabinet with Vanity Light
- Skylight in Shower with Sliding Solar Cover
- Solid Surface Vanity Top & Bowl
- Custom Raised Panel Bath Door
- Glass Shower Surround
- Glass Radius Shower Door
- 3-speed Fantastic® Fan
- Pfister® Shower Head
- Sprayer on Toilet

AVAILABLE OPTIONS:	36 QSH	40 QTH	42 QBH	42 QRH
41" Molded Fiberglass Shower	S	NA	NA	NA
36" Molded Fiberglass Shower with Radius Door	NA	S	S	S

BEDROOM

STANDARD EQUIPMENT ON ALL MODELS:

- Wardrobe with Automatic Light
- Bed Comforter with Throw Pillows
- Pre-wired for DVD & Satellite Receiver
- Under Bed Storage
- Pillow Top Mattress
- Ceiling Fan
- 26" LCD TV
- Carbon Monoxide Detector
- Wood Headboard
- LPG Leak Detector
- Chest of Drawers with Laundry Hamper

AVAILABLE OPTIONS:	36 QSH	40 QTH	42 QBH	42 QRH
King Bed Mattress (72" x 80")	NA	○	○	○
Select Comfort™ (Dual Control) Bed System – Queen (60" x 80")	○	○	○	○
Select Comfort™ (Dual Control) Bed System – King (72" x 80")	NA	○	○	○
Memory Foam Mattress – Queen (60" x 80")	○	○	○	○
Memory Foam Mattress – King (72" x 80")	NA	○	○	○
Tile Flooring in Bedroom	NA	NA	○	NA

GENERAL INTERIOR

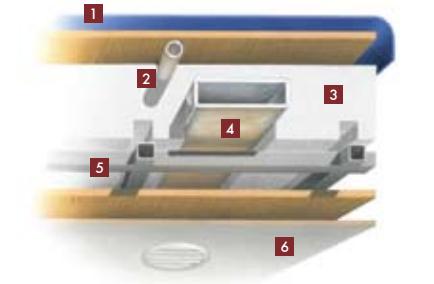
STANDARD EQUIPMENT ON ALL MODELS:

- 7' Ceilings
- Soft Touch Vinyl Ceiling with Trey Ceiling in Living Area
- Ceramic Tile Floor in Kitchen, Living Area, Bath & Entry Landing
- Carpeting in Bedroom & Driver's Compartment with Scotchgard®
- Raised Panel Hardwood Cabinet Doors & Drawers
- Two Ducted Furnaces (One 30,000 BTU & One 35,000 BTU)
- Solid Wood Cabinet Faces with Concealed Hinges
- Complete Cable Wiring Interfacing with Surround Sound & Satellite Receivers
- Home Theatre Sound System with Concealed Speakers
- Medium Alderwood Cabinetry
- Solar / Privacy RollEase® Shades
- Bullet Lights in Ceiling
- 12 V Disconnect Switch
- Fantastic® Power Roof Vents with 3-speed Fans
- Tank Level Monitor System
- Smoke Detector
- 10-gallon Gas / Electric Water Heater
- Air Driven Step Well Cover

AVAILABLE OPTIONS:	36 QSH	40 QTH	42 QBH	42 QRH
Cherry Bark Cabinetry (Simulated)	○	○	○	○
Combo Washer / Dryer	○	○	○	○
Stacked Washer / Dryer	○	○	○	○
Central Vacuum Cleaner	○	○	○	○

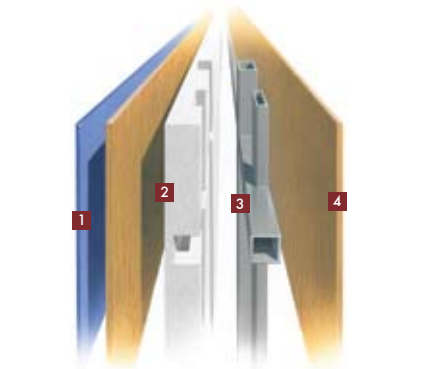
All options may not be available in every model. Specifications and standard or optional equipment are subject to change without notice or obligation.

CONSTRUCTION SPECIFICATIONS



ROOF


1. One-piece, moisture resistant molded fiberglass roof cap provides insulation and strength and prevents water intrusion
2. A/C Condensation Drainage System that runs internally through the roof insulation and down the sidewalls, redirecting water underneath the motor home
3. 5½" formed insulation
4. Quiet Air Cooling System with return air and foil-wrapped cooling exhaust ducts
5. Durable, tubular aluminum roof skeleton
6. Easy-to-clean soft touch vinyl ceiling panel



SIDEWALL

1. Gel-coat fiberglass outside wall panel
2. High-performance thermal insulation
3. Durable, yet lightweight, tubular aluminum wall skeleton
4. Decorative inside wall panel

All sidewalls are approximately 2" thick.



FLOOR

1. Ceramic tile floor bonded to high-impact oriented strand board
2. High-level engineered oriented strand board
3. High-performance thermal insulation
4. Durable, tubular steel floor skeleton
5. Woven moisture barrier material

10-YEAR LIMITED UNITIZED CONSTRUCTION WARRANTY The structural integrity of the entire coach is guaranteed for the next 10 years. Warranty includes wall separation and inner frame weakness.

5-YEAR LIMITED LAMINATION WARRANTY We guarantee against all exterior fiberglass delamination or wall separation.

TIFFIN MOTORHOMES, INC. 105 2ND STREET NW, RED BAY, AL 35582
CALL 256.356.8661 FAX 256.356.8219
FOR PARTS AND SERVICE CALL 256.356.0261

For more specifics on what makes a Tiffin Motorhome, go to tiffinmotorhomes.com

The following names are registered trademarks of Tiffin Motorhomes: Open Road®, Phaeton®, Allegro®, Allegro RED®, Allegro Bay®, Allegro Bus®, Zephyr®, Roughing It Smoothly®, and Pusher®.